

Attachments:

- **Appendix 1, Engineer's Standard Hourly Rates**
- **Appendix 2, Engineer's Scope of Services**
- **Appendix 3, Vicinity Map of Project Area**

This Agreement's Effective Date is TBD

Owner:

City of Colton, SD

(name of organization)

By:

(authorized individual's signature)

Date:

(date signed)

Name:

(typed or printed)

Title:

(Mayor)

Address for giving notices:

309 E 4th St

Colton, SD 57108

Designated Representative:

Name:

(typed or printed)

Title:

(typed or printed)

Address:

Phone:

Email:

Engineer:

Banner Associates, Inc.

(name of organization)

By:

(authorized individual's signature)

Date:

(date signed)

Name:

(typed or printed)

Title:

(typed or printed)

Address for giving notices:

3900 N Northview Ave

Sioux Falls, SD 57107

Designated Representative:

Name:

(typed or printed)

Title:

(typed or printed)

Address:

Phone:

Email:

This is Appendix 1, Engineer's Standard Hourly Rates, referred to in and part of the Short Form of Agreement between Owner and Engineer for Professional Services dated June 9, 2025.

ENGINEER'S STANDARD HOURLY RATES

A. Standard Hourly Rates:

1. Standard Hourly Rates are set forth in this Appendix 1 and include salaries and wages paid to personnel in each billing class plus the cost of customary and statutory benefits, general and administrative overhead, non-project operating costs, and operating margin or profit.
2. The Standard Hourly Rates apply only as specified in Paragraph 4.01 and are subject to annual review and adjustment.

B. Schedule of Hourly Rates:

Schedule of Labor Rates and Expenses

Banner Associates, Inc.

January 2025



Banner Associates, Inc.
 409 22nd Ave S
 Brookings, SD 57006
 Tel 605.692.6342
 Toll Free 855.323.6342

SCHEDULE OF LABOR RATES AND EXPENSES

January 2025

Administrative	\$60.00 to \$195.00/Hour
Surveying/Geomatics	\$80.00 to \$180.00/Hour
Technicians.....	\$75.00 to \$140.00/Hour
Environmental Scientist.....	\$80.00 to \$185.00/Hour
Staff Engineer	\$100.00 to \$160.00/Hour
Project Engineer	\$120.00 to \$185.00/Hour
Project Manager	\$145.00 to \$285.00/Hour

1. Meals at State Rates.
2. Lodging at actual cost.
3. Reimbursables:
 - Mileage..... \$0.85/mile
4. All other direct project expenses at actual cost of materials.

Rates are subject to change annually.



Banner Associates, Inc.
3900 N Northview Ave
Sioux Falls, SD 57107
Tel 605.692.6342
Toll Free 855.323.6342
www.bannerassociates.com

Appendix 2 – Scope of Services

The following is a scope of engineering services Banner Associates will provide for the City of Colton.

Engineering Tasks

- 1. Project Management (\$8,900)**
 - a. Discuss drainage related issues with City staff
 - b. Kickoff meeting with City staff, SD OEM, and FEMA to discuss project and responsibilities
 - c. Project Communication with City, SD OEM, and FEMA
 - d. Quality Assurance and Quality Control
 - e. Project Communication
- 2. Obtain and Review Data Collection (\$9,300)**
 - a. Drainage Infrastructure Field Survey (Gather Information on Material and Size of Structures)
 - b. Limited topographic survey of drainage areas
 - c. Obtain GIS property line information and publicly available LIDAR information to generate elevation data and parcel boundary linework
 - d. Preliminary Environmental Review
- 3. GIS Database of Drainage Infrastructure (\$10,400)**
 - a. GIS Set-Up: Banner will coordinate the activation of a hosted ArcGIS Online organization account for the City.
 - b. Using existing boundary and utility information, Banner will create an interactive, authoritative drainage infrastructure utility web map, capable of being accessed in the office and in the field.
 - c. Staff Training: Banner's GIS Manager will provide a half day of training on the new Geographic Information Systems to City staff and follow-up technical support for items related to this scope of work.
- 4. Stormwater Modeling (\$17,600)**
 - a. Hydrology review of contributing drainage areas
 - b. Develop delineation of drainage subbasins directing flows through City limits
 - c. Develop hydrologic model to estimate stormwater runoff
 - i. Utilize FEMA applicable software and methodologies
 - ii. Utilize SCS Storm Methodology for 5yr and 100yr recurrences
 - d. Develop Hydraulic Model to assess current infrastructure to determine probable infrastructure capacities
 - e. Assess current stormwater flows along various street sections within City limits
 - f. Determine probable water elevations in sump areas
 - g. Prepare map showing current inundation limits
- 5. Develop Project & Program Recommendations (\$16,000)**
 - a. Develop alternatives to mitigate stormwater issues
 - b. Incorporate alternatives into hydraulic drainage model
 - c. Provide recommendations for improvements to drainage infrastructure
 - i. Provide exhibit summarizing location and description of proposed improvements
 - d. Provide anticipated construction costs for recommended drainage infrastructure improvements
 - e. Prepare a phasing plan for implementation of the identified improvements
 - f. Develop a drainage report summarizing the findings of the analysis
 - i. Report anticipated to meet requirements of SDDANR Facility Plan reports

6. Preliminary Design – (\$21,300)

- a. Collect Supplemental Topo Survey and Boundary Information
- b. Prepare Preliminary Design Plans
- c. Prepare Updated Opinion of Costs for the improvement
- d. Prepare a memo of design status and effort to complete the final engineering

7. Present Draft & Final Study Analysis (\$9,100)

- a. Provide draft digital copy of study for council review and discussion
- b. Meet with City staff to discuss preliminary findings
- c. Develop presentation of findings and present findings during City Council meeting
- d. Provide final updates to model, report, and exhibits
- e. Certify and Submit the Final Comprehensive Stormwater Drainage Study and Facility Plan

Total Anticipated Engineering Fees: \$92,600.00 plus applicable taxes (Billed Hourly Not to Exceed)

Reimbursable Expenses

- Travel/Mileage = \$750
- Printing/Miscellaneous = \$500

Total Anticipated Engineering Fees + Reimbursable Expenses* = \$93,850.00

**The anticipated task costs are for estimate purposes only, Banner Associates reserves the right to allocate costs associated with particular tasks to other tasks as needed.*

Exclusions

- Future Conditions Model: It is assumed that new development will be required to construct stormwater detention ponds to limit peak stormwater discharge to pre-developed conditions
- Geotechnical Exploration and Recommendations
- Onsite Mass Topographic and Boundary Survey
- Final Construction Plans and Specifications
- Verification of Underground Utilities
- GIS Integration Exclusions:
 - ArcGIS Online subscription fee: ≈\$700/year for ArcGIS Creator License
 - Assumed City of Colton would pay year subscription for ArcGIS
 - GPS Receiver: Banner can provide training and support if an external GNSS device is desired later.



Project Schedule:

This schedule is dependent upon an award and approval date of June 2026.


Anticipated Award	June 2026
Project Kick-off Meeting.....	September 2026
Data Collection	October 2026
GIS Database Development	November 2026
Stormwater Modeling	November 2026
Evaluation of Alternatives	January 2027
Preliminary Design	March 2027
Draft Report	May 2027
Presentation to Council	June 2027
Final Report	August 2027

If you have any questions regarding this contract, please do not hesitate to contact us.

Sincerely,

Weston J. Blasius, PE
Project Manager

BANNER ASSOCIATES STAFF												
Project Tasks and Descriptions	Sr. Project Manager (Wesley B.)	Project Manager (Paul K.)	Project Engineer (Collin A.)	Staff Engineer (Rodney A.)	CADD Technician (Shayla S.)	Study Review (Kent J.)	Survey Coordinator (Nate N.)	Survey Crew Chief (Austin J.)	Survey Tech (Jeff K.)	GIS Specialist (Ben H.)	Environmental Engineer (Kelli B.)	Administration (Karen A.)
Project Management												
Discuss Drainage Related Issues prior to Kick-off	1	2	2									
Kick-off Meeting with City	1	2	5									
Meeting with City to Review Existing Conditions	1	2	6									
QA/QC	8	2				4						
Project Communication	8	8										
Total Hours for Task:	19	16	14	0	0	4	0	0	0	0	0	0
Obtain and Review Data Collection												
Drainage Infrastructure Survey		2	4				1	8	16			
Limited Topographic Survey			2		2			4	12			
GIS Boundary Information			2				1	1				
Environmental Review											12	
Supplemental UDAR Surface Data		1	4									
Total Hours for Task:	0	3	12	0	2	0	2	13	28	0	12	0
GIS Database of Drainage Infrastructure												
GIS Set-Up		2	4									
Boundary, Utility Information Entry, Utility Web Map	2		4									
Staff Training	2	2	10	0	0	0	0	0	0	72	0	0
Total Hours for Task:	4	20	94	0	0	0	0	0	0	72	0	0
Stormwater Modeling												
Review of Hydrology from Contributing Areas	4	8	24									
Delineate Drainage Basins		1	8									
Draw Drainage Arrows and Flow Paths		1	6									
Develop Hydrologic Model to estimate Runoff		2	16									
Develop Hydraulic Model for existing Infrastructure		4	24									
Review current Infrastructure capacity		1	4									
Review stormwater flows in streets and conveyance areas		1	4									
Determine Water Elevations in Sump Areas		1	4									
Prepare Map of Existing Inundation Limits		1	4									
Total Hours for Task:	4	20	94	0	0	0	0	0	0	0	0	0
Alternative Evaluation and Recommendations												
Develop Alternatives	2	2	4									
Model Alternatives		4	32									
Provide Figures and Exhibits		1	8									
Prepare Opinion of Costs	1	1	8									
Final Environmental Review											10	
Prepare a Drainage Report and Include Analysis Results	2	4	24									
Total Hours for Task:	5	12	76	0	0	0	0	0	0	0	10	0
Preliminary Design (30%) - 3 Alternatives												
Collect Supplemental Topo Survey and Boundary		2	4				1	4	15			
Prepare Preliminary Design Plans	2	2	40	40	32							
Prepare Updated Opinion of Costs	1	2	12	8								
Prepare Memo of Design Status and Effort to Complete	2	1	8									
Total Hours for Task:	5	7	64	48	32	0	1	16	16	0	0	0
Presentation and Final Document												
Provide draft of study	8	8	24		2							4
Meeting with City Staff	1		4									
Present to City Council	1		6									
Provide Final Study - Certified	10	2	4		2							2
Total Hours for Task:	20	10	38	0	4	0	0	0	0	0	0	6
Total Hours for Projects:	45	70	308	56	46	4	3	17	44	72	22	6



Appendix 3

Figure 1. – Proposed Project Area

Colton Patrol Hours

August 2025

Patrol Hours

Blue Days

LARSON, MATTHEW	4.62
MATSON, SPENCER	6.50
PATTERSON, JOSHUA	6.40
THORESON, JEFF	0.98
WESTERBUR, DYLAN	2.10

Blue Nights

DEBERG, JAKOB	2.10
RICCI, KIEL	0.25

Yellow Days

BARTSCHER, JOSHUA	4.51
BURNS, JASON	6.63
FEDDERSEN, WAYNE	4.31
MOSER, NATHAN	1.05

Yellow Nights

BENCOMO, CARLOS	4.07
BULLIS, MATTHEW	1.02
HARTLEY, CORY	2.15
KERZMAN, DAWSON	4.10
WAHL, ALEXANDER	2.22

Rover

GALLOWAY, LUKE	12.21
MACDONALD, IAN	7.98

Contracted Hours	65.00
Total Hours for August	<u>73.20</u>
Over/Under	8.20

Date	Street Name	Cross Street	City	Call Type	CFS No.	CFS Dispo
2025-08-03 22:28:42	E 2ND ST	E 2ND ST and S PARK AVE	COLTON	Breathing Pro P2	CFSS-181719	1AT
2025-08-03 08:38:11	252ND ST	252ND ST and 46TH AVE	COLTON	Chest Heaving	CFSS-180204	1AT
2025-08-31 14:42:41	S MAIN AVE	S MAIN AVE and S MAIN AVE	COLTON	Family Dispute	CFSS-180737	1AT
2025-08-28 16:15:41	S CHARLES AVE	E 2ND ST and S CHARLES AVE	COLTON	Family Dispute	CFSS-182273	1AT
2025-08-28 10:26:21	E 1ST ST		COLTON	Abandoned Vehicles	CFSS-183991	7AG

Date	Street Name	Cross Street	City	Call Type	CFS No.	CFS Dispo
2025-08-27 03:37:39	S MAIN AVE	S MAIN AVE and S MAIN AVE	COLTON	Family Dispute	CFSS-183735	1AT
2025-08-27 15:09:47	250TH ST		COLTON	Traffic Hazard	CFSS-183337	1AT
2025-08-27 09:37:41	W 5TH ST	W 5TH ST and S SINKHARD AVE	COLTON	Parking Violations	CFSS-185049	1AT
2025-08-27 08:42:53	292ND ST	292ND ST and 493RD AVE	COLTON	Traffic Hazard	CFSS-184995	1AT SUP
2025-08-24 20:39:51	290TH ST	290TH ST and 493RD AVE	COLTON	Fire Other	CFSS-183884	1AT
2025-08-23 19:54:25	249TH ST	46TH AVE and 249TH ST	COLTON	Sex Offender Verification	CFSS-181119	1AT
2025-08-22 16:02:09	S MAIN AVE	S MAIN AVE and S MAIN AVE	COLTON	Sick Person P3	CFSS-181055	1AT
2025-08-18 11:31:34	46TH AVE	46TH AVE and S 1ST ST	COLTON	Verbalism	CFSS-177341	1AT
2025-08-16 13:38:01	E 3RD ST	E 3RD ST and S GOVA AVE	COLTON	P3B P3	CFSS-179340	1AT
2025-08-15 15:32:21	249TH ST	46TH AVE and 249TH ST	COLTON	Sex Offender Verification	CFSS-179224	UTL
2025-08-15 13:27:32	248TH ST	46TH AVE and 248TH ST	COLTON	Accident	CFSS-174929	DR CTE ACCR TOW
2025-08-14 02:24:05	249TH ST	46TH AVE and 249TH ST	COLTON	Sex Offender Verification	CFSS-173356	UTL
2025-08-12 15:58:20	252ND ST	252ND ST and 44TH AVE	COLTON	Vehicle Fire	CFSS-172337	1AT
2025-08-09 19:28:44	E 4TH ST	E 4TH ST and S SHERMAN AVE	COLTON	Disorderly Subjects	CFSS-183338	1AT
2025-08-07 20:09:38	248TH ST		COLTON	Animal Problem	CFSS-183203	1AT
2025-08-07 11:41:14	248TH ST		COLTON	Medical Alert	CFSS-187723	1AT
2025-08-05 15:22:25	E 1ST ST	E 1ST ST and 248TH ST	COLTON	Sex Patient P3	CFSS-187159	1AT

COLTON CITY WIDE CLEAN-UP DAY

SEPTEMBER 13-14

8:00 AM – 7:00 PM

WEST CITY SHOP (OFF 1ST & GLENN)

This is the time to clean up your
yards and property.

FREE TO COLTON RESIDENTS ONLY
must show proof of residency

- ✓ **ALL TRASH ITEMS WELCOME**
- ✗ **EXCEPT BATTERIES, PAINTS, OILS,
CHEMICALS, & ETC.**

**APPLIANCES & MATTRESSES
WILL BE CHARGED \$10**

ANY QUESTIONS CONTACT CITY HALL

Sept. 30–Oct. 3 Pierre, SD

SDML

2025 Annual Conference

UNCOVER

the top challenges
facing municipal governments

INVESTIGATE

the latest in products and services
from 80+ exhibitors

GET AWAY

and enjoy networking, socials, and
activities with your peers


Register at www.sdmunicipalleague.org

South Dakota Municipal League
208 Island Drive | Fort Pierre SD 57532


PRIORITY SDML ANNUAL CONFERENCE

Sept. 30-Oct. 3 | Pierre, SD

- Legal Issues Facing Municipalities
- Reconnecting with the Core of Good Governance
- Property Tax, TIFs, and Discretionary Formula
- Engaging Your Community in Public Space Development
- Brownfields: From Blight to Bright
- Conducting Your Best Council Meeting
- Liquor and Lottery
- Safety Toolkit
- Affiliate Meetings
- Excellence Award Presentation
- SDML Annual Meeting and Election



Basically
James Bond



FROM IOWA WITH LOVE
Keynote Speaker | Former spy Jim Olson will share several (now declassified) stories and lessons learned from his James Bond-inspired life, which has taken him from Iowa farmboy to undercover spy family to Chief of Counterintelligence for the CIA.

Register today!

www.sdml.org
sdmunicipalleague.org/conf2025

SDML members = \$125
Non-members = \$225

CURRENT RESIDENT
CITY OF COLTON
PO BOX 66
COLTON, SD 57018-0066



Presorted
First-Class Mail
US Postage
PAID
Vistaprint
48174

9250 Red Rock Road
Reno, NV 89508



INSURANCE PRERENEWAL SUMMARY

2025-2026

PREPARED FOR

City Of Colton

PRESENTED BY:

Chad A. Dubisar

August 29th, 2025

Boen & Associates, Inc.

7119 S. Lyncrest Pl.

Sioux Falls, SD 57108

Business Phone: (605)336-0425

Fax Phone: (605)336-8187

Email Address: chadd@boenassociates.com

This presentation is designed to give you an overview of the insurance coverages we are offering for your company. It is meant only as a general understanding of your insurance needs and should not be construed as a legal interpretation of the insurance policies that will be written for you. Please refer to your specific insurance contracts for details on coverages, conditions and exclusions.

POLICY INFORMATION

Line of Business	Effective/Expiration	Company
Package	10/01/2024 - 10/01/2025	Union Insurance Company

NAMED INSURED

Name:	City Of Colton
-------	----------------

ADDITIONAL NAMED INSURED

Name:	Taopi Community Hall
-------	----------------------

LOCATION SCHEDULE

Loc #	Address	Description
1	102 E 3 rd St	Maintenance Shop/Water Pump/Civil Defense Siren
2	500 E 4 th St	Water Tower & Tanks
3-1	208 W 1 st St	East Well Water Pump & Equipment
3-2		West Well Water Pump & Equipment
4-1	501 E 6 th St	Playground Equipment
4-2		Park Shelter with Picnic Tables
4-3		Fence for Tennis Courts
4-4		Picnic Tables
4-5		Bath House, Concession Stand & Fencing
4-6		Pump House
4-7		Property in the Open
5-1	601 E 6 th St	Pole/Outdoor Lighting Systems/Scoreboard
5-2		6 Dugouts & Fences

This presentation is designed to give you an overview of the insurance coverages we are offering for your company. It is meant only as a general understanding of your insurance needs and should not be construed as a legal interpretation of the insurance policies that will be written for you. Please refer to your specific insurance contracts for details on coverages, conditions and exclusions.

Loc #	Address	Description
5-3		Concession Stand & Restroom
5-4		Grandstand
5-5		Batting Cages with Fence
5-6		Sound system
6	400 W. 5 th St.	Lift Station/Generator
7	101 S. Glenn Ave.	Maintenance Building
8-1	100 E. 3rd St./208 S. Main Ave.	Fire Department/Community Center
8-2		Property in the Open: Neon Digital Sign
9	501 E. 6 th St.	Tube Slide
10	309 E. 4 th	City Hall
11	325 E. 4 th St.	Library

This presentation is designed to give you an overview of the insurance coverages we are offering for your company. It is meant only as a general understanding of your insurance needs and should not be construed as a legal interpretation of the insurance policies that will be written for you. Please refer to your specific insurance contracts for details on coverages, conditions and exclusions.

PROPERTY

PREMISES INFORMATION

Occupancy
Blanket

PROPERTY COVERAGE & LIMIT DETAILS

Loc #	Description	Limit
BLNKT	Blanket Building & Business Personal Property	\$3,547,600
Included	Blanket Business Income / Extra Expense 72 Hours wait	\$500,000

PROPERTY ADDITIONAL COVERAGES

Coverage	Limit/Deductible
• Wind/Hail Deductible	\$2,500
• Cosmetic Exclusion on All Roofs	
• Blanket Electronic Processing Equipment	\$100,000
• Blanket Electronic Data Processing, Data & Media	\$100,000
• Equipment Breakdown	Included
• Tenant Property Coverage	\$25,000

This presentation is designed to give you an overview of the insurance coverages we are offering for your company. It is meant only as a general understanding of your insurance needs and should not be construed as a legal interpretation of the insurance policies that will be written for you. Please refer to your specific insurance contracts for details on coverages, conditions and exclusions.

PREMISES INFORMATION

Occupancy
Maintenance Shop/Water Pump/Civil Defense Siren 102 E 3 rd

PROPERTY COVERAGE & LIMIT DETAILS

Loc #	Description	Cause of Loss	Valuation	Coins %	Limit	Ded
1	Building	Special Form	Replacement Cost	90	\$193,100	1,000
1	Business Personal Property	Special Form	Replacement Cost	90	\$60,900	1,000

PREMISES INFORMATION

Occupancy
Water Tower & Tanks 500 E. 4 th

PROPERTY COVERAGE & LIMIT DETAILS

Loc #	Description	Cause of Loss	Valuation	Coins %	Limit	Ded
2	Water Tower & Tanks	Special Form	Replacement Cost	90	\$1,230,600	1,000

This presentation is designed to give you an overview of the insurance coverages we are offering for your company. It is meant only as a general understanding of your insurance needs and should not be construed as a legal interpretation of the insurance policies that will be written for you. Please refer to your specific insurance contracts for details on coverages, conditions and exclusions.

PREMISES INFORMATION

Occupancy
East Well Water Pump and Equipment 208 W 1 st

PROPERTY COVERAGE & LIMIT DETAILS

Loc #	Description	Cause of Loss	Valuation	Coins %	Limit	Ded
3-1	Building	Special Form	Replacement Cost	90	\$5,500	1,000

PREMISES INFORMATION

Occupancy
West Water Well Pump and Equipment 208 W 1 st

PROPERTY COVERAGE & LIMIT DETAILS

Loc #	Description	Cause of Loss	Valuation	Coins %	Limit	Ded
3-2	Building	Special Form	Replacement Cost	90	\$10,500	1,000

This presentation is designed to give you an overview of the insurance coverages we are offering for your company. It is meant only as a general understanding of your insurance needs and should not be construed as a legal interpretation of the insurance policies that will be written for you. Please refer to your specific insurance contracts for details on coverages, conditions and exclusions.

PREMISES INFORMATION

Occupancy
501 E 6 th All Items as Identified below

PROPERTY COVERAGE & LIMIT DETAILS

Loc #	Description	Cause of Loss	Valuation	Coins %	Limit	Ded
4-1	Building - Playground Equipment	Special Form	Replacement Cost	90	\$68,900	1,000
4-2	Building - Park Shelter w/Picnic Tables	Special Form	Replacement Cost	90	\$70,100	1,000
4-3	Property in the Open: Fence for Tennis Courts	Special Form	Replacement Cost	90	\$9,200	1,000
4-4	Property in the Open: Picnic Tables	Special Form	Replacement Cost	90	\$39,400	1,000
4-5	Building: Concession Stand and Restrooms	Special Form	Replacement Cost	90	\$215,400	1,000
4-5	Business Personal Property: Concession Stand and Restrooms	Special Form	Replacement Cost	90	\$3,300	1,000
4-6	Building: Pool Pump House	Special Form	Replacement Cost	90	\$70,200	1,000
4-7	Property in the Open:	Special Form	Replacement Cost	90	\$104,700	1,000

This presentation is designed to give you an overview of the insurance coverages we are offering for your company. It is meant only as a general understanding of your insurance needs and should not be construed as a legal interpretation of the insurance policies that will be written for you. Please refer to your specific insurance contracts for details on coverages, conditions and exclusions.

PREMISES INFORMATION

Occupancy
601 E 6 th All Items as identified below

PROPERTY COVERAGE & LIMIT DETAILS

Loc #	Description	Cause of Loss	Valuation	Coins %	Limit	Ded
5-1	Property in the Open: Lighting Poles & Scoreboard	Special Form	Replacement Cost	90	\$342,800	1,000
5-2	Property in the Open: 6 Dugouts & fences (at ball diamonds)	Special Form	Replacement Cost	90	\$72,600	1,000
5-3	Building: Concession Stand & Restroom	Special Form	Replacement cost	90	\$45,500	1,000
5-4	Property in the Open: Grandstand	Special Form	Replacement Cost	90	\$45,500	1,000
5-5	Property in the Open: Batting Cage with Fence and Turf	Special Form	Replacement Cost	90	\$12,300	1,000
5-6	Property in the Open: Sound System	Special Form	Replacement Cost	90	\$8,600	1,000
5-7	Prop in the Open: Bleachers w. Rails	Special Form	Replacement Cost	90	\$16,200	1,000
5-8	Building: Concession Stand	Special Form	Replacement Cost	90	\$8,600	1,000
5-8	Business Personal Property	Special Form	Replacement Cost	90	\$3,200	1,000

This presentation is designed to give you an overview of the insurance coverages we are offering for your company. It is meant only as a general understanding of your insurance needs and should not be construed as a legal interpretation of the insurance policies that will be written for you. Please refer to your specific insurance contracts for details on coverages, conditions and exclusions.

PREMISES INFORMATION

Occupancy
Lift Station/Generator Building 400 5 th Street

PROPERTY COVERAGE & LIMIT DETAILS

Loc #	Description	Cause of Loss	Valuation	Coins %	Limit	Ded
6	Building: Lift Station/Generator Building	Special Form	Replacement Cost	90	\$236,500	1,000
6	Building	Flood			\$192,192	5,000

PREMISES INFORMATION

Occupancy
Maintenance Building 101 S. Glenn Ave.

PROPERTY COVERAGE & LIMIT DETAILS

Loc #	Description	Cause of Loss	Valuation	Coins %	Limit	Ded
7	Building	Special Form	Replacement Cost	90	\$168,600	1,000

This presentation is designed to give you an overview of the insurance coverages we are offering for your company. It is meant only as a general understanding of your insurance needs and should not be construed as a legal interpretation of the insurance policies that will be written for you. Please refer to your specific insurance contracts for details on coverages, conditions and exclusions.

PREMISES INFORMATION

Occupancy
Fire Dept/Comm Center 208 S. Main/100 E. 3 rd

PROPERTY COVERAGE & LIMIT DETAILS

Loc #	Description	Cause of Loss	Valuation	Coins %	Limit	Ded
8-1	Business Personal Property: Fire Dept/Community Center	Special Form	Replacement Cost	90	\$117,100	1,000
8-2	Neon Digital Detached Sign	Special Form	Replacement Cost	90	\$31,200	1,000

PREMISES INFORMATION

Occupancy
Tube Slide 501 E. 6 th

PROPERTY COVERAGE & LIMIT DETAILS

Loc #	Description	Cause of Loss	Valuation	Coins %	Limit	Ded
9	Building: Tube Slide	Special Form	Replacement Cost	90	\$9,200	1,000

This presentation is designed to give you an overview of the insurance coverages we are offering for your company. It is meant only as a general understanding of your insurance needs and should not be construed as a legal interpretation of the insurance policies that will be written for you. Please refer to your specific insurance contracts for details on coverages, conditions and exclusions.

PREMISES INFORMATION

Occupancy:
City Hall 309 E. 4 th

PROPERTY COVERAGE & LIMIT DETAILS

Loc #	Description:	Cause of Loss	Valuation	Coins %	Limit	Ded
10	Building	Special Form	Replacement Cost	90	\$96,000	1,000
10	Business Personal Property	Special Form	Replacement cost	90	\$196,900	1,000

PREMISES INFORMATION

Occupancy:
325 E 4 th St

PROPERTY COVERAGE & LIMIT DETAILS

Loc #	Description:	Cause of Loss	Valuation	Coins %	Limit	Ded
11	Building: Library	Special Form	Replacement Cost	90	\$86,200	1,000

This presentation is designed to give you an overview of the insurance coverages we are offering for your company. It is meant only as a general understanding of your insurance needs and should not be construed as a legal interpretation of the insurance policies that will be written for you. Please refer to your specific insurance contracts for details on coverages, conditions and exclusions.

ENDORSEMENTS

Public Entity PlatinumPak Extension

Coverage	Limit Of Insurance Per Occurrence
Debris Removal (Additional Debris Removal Expense)	\$ 250,000
Preservation of Property	90 Days
Fire Department Service Charge	\$ 50,000
Pollutant Clean-up and Removal	\$ 100,000
Ordinance or Law	
-Loss to the Undamaged Portion of the Building	Included in the Building Limit of Insurance
-Demolition Cost / Increased Cost of Construction	\$ 300,000
Computer and Telecommunication Equipment	\$ 100,000
Electronic Data	\$ 100,000
Expediting Expenses	\$ 100,000
Fire Protection Equipment Refill	Included
Loss Data Preparation Cost	\$ 50,000
Lost Key Consequential Loss	\$ 25,000
Reward Payment	\$ 25,000 or 10% of the Covered Loss, whichever is less.
Utility Services - Direct Damage Sublimit applies to Overhead Lines of \$10,000	\$ 100,000 or the Building & Business Personal Property Limit of the Described Premises, whichever is less
Programmable Key Systems	\$ 50,000 or the Business Personal Property Limit of the Described Premises, whichever is less.
Accidental Discharge of Fire Protection Equipment	\$ 25,000
Discharge from Sewers, Drains or Sumps	\$ 100,000 or the Building Limit of the Described Premises, whichever is less.
Newly Acquired or Constructed Property	
-Building	\$ 2,000,000
-Business Personal Property	\$ 1,000,000
Unintentional Non-Reported Property	\$ 50,000
Personal Effects and Property of Others	\$ 100,000
Valuable Papers and Records (other than Electronic Data)	\$ 100,000
Property Off-Premises and In Transit	\$ 100,000
Outdoor Property	\$ 300,000
Trees, Shrubs, and Plants	\$ 25,000
Outdoor Signs	\$ 25,000
Accounts Receivable	\$ 100,000
Fine Arts at Market Value	\$ 100,000
Foundations; Bulkheads, Pilings, Piers, Wharves or Docks; Underground Pipes, Flues or Drains; Retaining walls	\$ 500,000 or 15% of the Building and Business Personal Property Limit of the Described Premises, whichever is less.
Commandeered Property	\$ 500,000
Non-owned Detached Trailers	\$ 15,000

This presentation is designed to give you an overview of the insurance coverages we are offering for your company. It is meant only as a general understanding of your insurance needs and should not be construed as a legal interpretation of the insurance policies that will be written for you. Please refer to your specific insurance contracts for details on coverages, conditions and exclusions.

Supervisory Control and Data Acquisition (SCADA) System Upgrades	\$ 100,000 or 25% of SCADA limit or Actual Increased Cost, whichever is less.
Limited Coverage for Fungus, Wet Rot, Dry Rot and Bacteria	\$ 25,000
Business Income and Extra Expense	\$ 500,000
-Civil Authority	Included in Business Income and Extra Expense
-Utility Services Interruption (excluding Overhead Transmission and Overhead Distribution Lines)	Included in Business Income and Extra Expense
-Newly Acquired Locations	Included in Business Income and Extra Expense
Money and Securities	\$ 10,000
Forgery or Alteration	\$ 10,000
Employee Theft	\$ 50,000

This presentation is designed to give you an overview of the insurance coverages we are offering for your company. It is meant only as a general understanding of your insurance needs and should not be construed as a legal interpretation of the insurance policies that will be written for you. Please refer to your specific insurance contracts for details on coverages, conditions and exclusions.

COMMERCIAL INLAND MARINE

SCHEDULED EQUIPMENT- \$500 DEDUCTIBLE

Item #	Year	Manufacturer	Model	Description	ID/Serial #	Limit	Ded
0002	2010	John Deere	524K	Loader	1DW524KZEA06 30218	145,000	500
0004	2015	Toshiba	E-Studio 3ss		MPA030279	5,000	500
0005	1975	FMC	3510	Trailer Jet	A125055	10,500	500
0006	2008	John Deere	3720	Utility Tractor/Loader & Mower	LV3720H522119	30,000	500
0007	2008	John Deere	2830A		TC830AP013100	12,000	500
0008		Kohler	100-RZG & KCT-AFTC	Generator & Transfer Switch	2140194 & K2134058	28,000	500
0009		John Deere	Heavy Duty	Broom		6,000	500
0010		Elgin Pelican	Street Sweeper			90,000	500

80% Coinsurance

Loss Payee: RDO Equipment Kohler Generator & Transfer Switch

UNSCHEDULED EQUIPMENT

Description	Limit Per Item	Total Limit Per Group
Leased/rented equip		\$10,000
Misc. Tools	\$1,000	\$10,000

This presentation is designed to give you an overview of the insurance coverages we are offering for your company. It is meant only as a general understanding of your insurance needs and should not be construed as a legal interpretation of the insurance policies that will be written for you. Please refer to your specific insurance contracts for details on coverages, conditions and exclusions.

ADDITIONAL COVERAGES

Description	Limit
Additional Debris Removal	\$5,000
Employee tools	\$5,000
Pollutant Cleanup & Removal	\$25,000
Rental Reimbursement Limit/Waiting Period	\$5,000/72 Hrs
Spare Parts & Fuel	\$5,000
Tools	\$1,000 per item/\$10,000 Per Occurrence
Leased and Rented From Others	\$25,000

This presentation is designed to give you an overview of the insurance coverages we are offering for your company. It is meant only as a general understanding of your insurance needs and should not be construed as a legal interpretation of the insurance policies that will be written for you. Please refer to your specific insurance contracts for details on coverages, conditions and exclusions.

GENERAL LIABILITY

COVERAGE FORM USED

Coverage Type	Commercial General Liability
Occurrence/Claims Made	Occurrence

LIABILITY COVERAGE & LIMIT DETAILS

Coverage	Limit
General Aggregate	2,000,000
Products/Completed Ops Aggregate	2,000,000
Personal & Advertising Injury	1,000,000
Each Occurrence	1,000,000
Fire Damage	100,000
Medical Payments - Excludes Swimming Pool	5,000
Water & Sewer Professional Services Liability	Included
Failure to Supply	Included

ENDORSEMENTS

CLCG0542 Public Entity Pak Liability Enhancement

Waiver of Subrogation - Burlington Northern Santa Fe

Exclusion: Operations involving any inflatable amusement devices

CW3507 Coverage for Special Events including Athletic Games, Parades, Dances & Country Days

This presentation is designed to give you an overview of the insurance coverages we are offering for your company. It is meant only as a general understanding of your insurance needs and should not be construed as a legal interpretation of the insurance policies that will be written for you. Please refer to your specific insurance contracts for details on coverages, conditions and exclusions.

CLASSIFICATIONS

Class Code	Description	Exposure	Basis
99943	Water Companies	15,000	Payroll
48924	Swimming Pools-Commercially Operated	15,000	Sales
10331	Campgrounds	750	Sales
48039	Sewers	If any	
61212	Lessors Risk--LRO OTNFP	1,750	Area
61217	Lessors Risk--Maintained by Insured, LRO OTNFP	1,680	Area
44100	Governmental Subdivision	661	Population

ADDITIONAL INTERESTS

Musco Finance, LLC Musco's Light Structure System
 US Bancorp Business Equip Finance 210 John Deere 524K Loader
 RDO Equipment Kohler Generator & Transfer Switch
 Burlington Northern Santa Fe Designated Additional Insured / Waiver of Subrogation

This presentation is designed to give you an overview of the insurance coverages we are offering for your company. It is meant only as a general understanding of your insurance needs and should not be construed as a legal interpretation of the insurance policies that will be written for you. Please refer to your specific insurance contracts for details on coverages, conditions and exclusions.

EMPLOYMENT PRACTICES LIABILITY

COVERAGE FORM USED

Coverage Type	Employment Related Practices Liability
Occurrence/Claims Made	Claims Made Retro 10/01/2010

LIABILITY COVERAGE & LIMIT DETAILS

Coverage	Limit	Ded
General Aggregate	2,000,000	
Aggregate Limit Defense Expense	2,000,000	
Each Claim Limit Damages	1,000,000	2,500
Each Claim Limit Defense Expense	1,000,000	2,500

This presentation is designed to give you an overview of the insurance coverages we are offering for your company. It is meant only as a general understanding of your insurance needs and should not be construed as a legal interpretation of the insurance policies that will be written for you. Please refer to your specific insurance contracts for details on coverages, conditions and exclusions.

PUBLIC OFFICIALS

COVERAGE FORM USED

Coverage Type	Public Officials Liability
Occurrence/Claims Made	Occurrence

LIABILITY COVERAGE & LIMIT DETAILS

Coverage	Limit	Ded
Public Officials General Aggregate	\$2,000,000	
Public Officials Occurrence	\$1,000,000	\$2,500

This presentation is designed to give you an overview of the insurance coverages we are offering for your company. It is meant only as a general understanding of your insurance needs and should not be construed as a legal interpretation of the insurance policies that will be written for you. Please refer to your specific insurance contracts for details on coverages, conditions and exclusions.

BUSINESS AUTO

LIABILITY-COVERED SYMBOLS

Liability	1
Uninsured Motorist	6
Underinsured Motorist	6

PHYSICAL DAMAGE-COVERED SYMBOLS

Comprehensive	7,8
Collision	7,8
Towing & Labor	7

COVERAGES/LIMITS

Coverage Description	Limits
Combined single limit	1,000,000
Uninsured motorist combined single limit	1,000,000
Underinsured motorist combined single limit	1,000,000
Towing & Labor	1,000

This presentation is designed to give you an overview of the insurance coverages we are offering for your company. It is meant only as a general understanding of your insurance needs and should not be construed as a legal interpretation of the insurance policies that will be written for you. Please refer to your specific insurance contracts for details on coverages, conditions and exclusions.

AUTO SYMBOL KEY

Symbol	Description
1	Any Auto
2	All Owned Autos
3	Owned Private Passenger Autos
4	Owned Autos Other Than Private Passenger
5	All Owned Autos Which Require No-Fault Coverage
6	Owned Autos Subject to Compulsory UM Law
7	Autos Specified on Schedule
8	Hired Autos
9	Non-Owned Autos

ENDORSEMENTS

Public Entity Auto CW3380

This presentation is designed to give you an overview of the insurance coverages we are offering for your company. It is meant only as a general understanding of your insurance needs and should not be construed as a legal interpretation of the insurance policies that will be written for you. Please refer to your specific insurance contracts for details on coverages, conditions and exclusions.

DRIVERS SCHEDULE

Driver #	Name
1	Jerrit Pedersen

VEHICLE SCHEDULE

Veh #	Year	Make	Model	VIN	Liab	UMI UIM	Comp Ded	Coll Ded
1	2001	International	4700	1HTSCAAN61H370200	X	X	1,000	1,000
2	1990	Elgin Pelican	Premier Dual Gutter Broom	P-453-D	X	X		
3	2003	Chevy	1500 4X4	1GCEK19T93E252954	X	X		
4	2020	Ford	F250 Super Duty	1FT7X2B62LED06454	X	X	1,000	1,000

* Elgin Pelican physical damage is under the IM.

This presentation is designed to give you an overview of the insurance coverages we are offering for your company. It is meant only as a general understanding of your insurance needs and should not be construed as a legal interpretation of the insurance policies that will be written for you. Please refer to your specific insurance contracts for details on coverages, conditions and exclusions.

EXCESS LIABILITY**POLICY INFORMATION**

Line of Business	Effective/Expiration	Company
Excess Liability	10/01/2024-10/01/2025	Union Insurance Company

POLICY COVERAGE & LIMIT DETAILS

Coverage	Limit	Retention
Commercial Excess Aggregate (except Covered Autos and Products-completed operations)	\$8,000,000	
Products-Completed operations Aggregate Limit	\$8,000,000	
Commercial Excess Each Occurrence; Personal & Advertising Injury Limit	\$4,000,000	
Commercial Excess Aggregate as respects the Auto	\$4,000,000	

Coverage underlying is GE Auto & Public Officials Liability

This presentation is designed to give you an overview of the insurance coverages we are offering for your company. It is meant only as a general understanding of your insurance needs and should not be construed as a legal interpretation of the insurance policies that will be written for you. Please refer to your specific insurance contracts for details on coverages, conditions and exclusions.

CYBER LIABILITY

POLICY INFORMATION

Line of Business	Effective/Expiration	Company
Cyber Liability	10/15/2024 - 10/15/2025	Coalition

COVERAGE LIMITS & RETENTIONS

THIRD PARTY LIABILITY COVERAGES

Insuring Agreement	Limit/Sub-Limit	Retention/Sub-Retention
A. NETWORK AND INFORMATION SECURITY LIABILITY	\$1,000,000	\$10,000
B. REGULATORY DEFENSE AND PENALTIES	\$1,000,000	\$10,000
C. MULTIMEDIA CONTENT LIABILITY	\$1,000,000	\$10,000
D. PCI FINES AND ASSESSMENTS	\$1,000,000	\$10,000

FIRST PARTY LIABILITY COVERAGES

Insuring Agreement	Limit/Sub-Limit	Retention/Sub-Retention
E. BREACH RESPONSE	\$1,000,000	\$10,000
F. CRISIS MANAGEMENT AND PUBLIC RELATIONS	\$1,000,000	\$10,000
G. CYBER EXTORTION	\$1,000,000	\$10,000
H. BUSINESS INTERRUPTION AND EXTRA EXPENSES	\$1,000,000	\$10,000 i. Waiting period: 3 hours ii. Enhanced waiting period: 3 hours
I. DIGITAL ASSET RESTORATION	\$1,000,000	\$10,000
J. FUNDS TRANSFER FRAUD	\$250,000	\$25,000

Retroactive Date

Full prior acts coverage

Continuity Date

October 15, 2021

This presentation is designed to give you an overview of the insurance coverages we are offering for your company. It is meant only as a general understanding of your insurance needs and should not be construed as a legal interpretation of the insurance policies that will be written for you. Please refer to your specific insurance contracts for details on coverages, conditions and exclusions.

BONDS

POLICY INFORMATION

Term:	Company:
11/23/2024 - 11/23/2025	CNA Surety

PUBLIC OFFICIAL POSITION BOND

Term:	5/1/2024 - 5/1/2027
Company:	CNA Surety
Coverage:	Public Official Bond
Amount:	\$2,000
Positions Covered:	Mayor & 6 Council Members

This presentation is designed to give you an overview of the insurance coverages we are offering for your company. It is meant only as a general understanding of your insurance needs and should not be construed as a legal interpretation of the insurance policies that will be written for you. Please refer to your specific insurance contracts for details on coverages, conditions and exclusions.

PREMIUM SUMMARY

COVERAGE	2024-2025 PREMIUM
Property	\$27,268.00
General Liability**	\$3,003.00
CWG Public official and EPLI	\$992.00
Inland Marine	\$1,349.00
Automobile	\$4,022.00
Umbrella	\$1,106.00
Public Officials Bond 2024-2027	\$255.00
Cyber Liability	\$12,279.91
TOTAL ESTIMATED PREMIUM	\$50,274.91

**Subject to Premium Audit*

This presentation is designed to give you an overview of the insurance coverages we are offering for your company. It is meant only as a general understanding of your insurance needs and should not be construed as a legal interpretation of the insurance policies that will be written for you. Please refer to your specific insurance contracts for details on coverages, conditions and exclusions.



Details for Order #111-7119732-8245049

Paid By: City of Colton
Placed By: Dawn R Pilker
Order Placed: September 9, 2025
Amazon.com order number: 111-7119732-8245049
Order Total: \$759.00

Not Yet Shipped	
Items Ordered	Price
1 of: <i>Lenovo ThinkCentre M70q Gen 4 MFF Tiny 1L Mini PC Business Desktop Computer, 13th Gen Intel 16-Core i7-13700T up to 4.9G Hz, 16GB DDR4 RAM, 512GB PCIe SSD, WiFi 6, RJ45, HDMI, Windows 11 Pro Vent-HEA</i> Sold by: Tech Plus Pro (seller profile) Condition: New	\$759.00
Shipping Address: City of Colton 309 E 4TH ST COLTON, SD 57018-2272 United States	Item(s) Subtotal: \$759.00 Shipping & Handling: \$0.00 — Total before tax: \$759.00 Sales Tax: \$0.00 —
Shipping Speed: Local Express Shipping	Total for This Shipment: \$759.00 —

Payment information	
Payment Method: Bank Account Last digits: 520	Item(s) Subtotal: \$759.00 Shipping & Handling: \$0.00 — Total before tax: \$759.00 Estimated Tax: \$0.00 — Grand Total: \$759.00

To view the status of your order, return to [Order Summary](#) .



SOUTH DAKOTA PUBLIC FUNDS INVESTMENT TRUST (SD FIT)

Fixed Rate Investment Options & Services

FIT FIXED RATE ACCOUNT SERVICE FEATURES

- Free multiple accounts
- Free electronic transfers
- Online access to account information
- Timely and concise transaction and month-end statements
- Toll free service every business day
- No minimum or maximum amounts*
- No minimum number of days*

*Minimums are possible, however only applies to Fixed Rate Investments.

What is SD FIT?

The South Dakota Public Funds Investment Trust (SD FIT) is a complete financial management resource available to South Dakota local governments.

The PMA Difference

PMA Financial Network, LLC (PMA) is SD FIT's Fixed Rate Account services provider. PMA has been dedicated to serving the public sector for over 30 years and offers Fixed Rate Account Participants a comprehensive suite of statute-allowable investment options. This creates a truly unique "one-stop-shop" for a local government's financial services needs.

Investment Options & Services

PMA, through SD FIT, offers Participants a comprehensive suite of statute-allowable investment options and services, including:

- Competitively bid fixed rate investments
- Cash management services
- Bond proceeds management services

This breadth creates an active, competitive and beneficial program for Participants.

▶ SOUTH DAKOTA PUBLIC FUNDS INVESTMENT TRUST (SD FIT)

FIXED RATE INVESTMENTS

- FDIC CDs
- Collateralized CDs
- U.S. Government agency investments
- U.S. T-Bills and Notes
- Certain securities from SD issuers

FIXED RATE INVESTMENT BID PROCESS

- Prior to the investment date, PMA will contact government-identified local banks to solicit rates
- PMA will solicit top State rates for a local government's investments
- Local government makes the final decision on placement of investments
- PMA will handle all paperwork related to investments
- One monthly investment statement for all of a local government's investments

BOND PROCEEDS MANAGEMENT PROGRAM

- Reap significant benefits in the critical areas of investment, arbitrage and reporting
- Establish a reliable, sufficient flow of funds
- Maximize earnings through an asset-liability matching investment schedule
- Help comply with all applicable IRS arbitrage regulations and save administrative time

CASH FLOW ANALYSIS

- Ensure all liabilities are met with a maturity
- Invest longer to take advantage of higher rates
- Plan for cash shortfalls
- Identify long-term investment potential
- Maximize interest income

Fixed Rate Investments

Institutional relationships with some of Wall Street's most experienced professionals and an extensive local and national bank network enable PMA to provide Participants world-class fixed income opportunities.

PMA offers SD FIT Participants direct access to multiple types of Bank Certificates of Deposit.

Fixed Rate Investment Bid Process

PMA's investment bidding services are set in place to provide Participants the opportunity to secure the best possible rates on their investments. PMA obtains these rates by contacting multiple banks on behalf of the Participant, saving the Participant time and administrative resources.

For added convenience, SD FIT Participants will receive a single consolidated monthly report encompassing all of the local government's Fixed Rate Account investments and liquid SD FIT pool activity.

Bond Proceeds Management Program

PMA's Bond Proceeds Management Program provides the ability to reap significant benefits in the critical areas of investment, arbitrage and reporting. Specifically, this program helps a local government establish a reliable and sufficient flow of funds, maximize earnings through an asset-liability matching investment schedule, adequately cover expenses, comply with all applicable IRS arbitrage regulations and save administrative time. Additionally, each participating local government will have a single contact for all of its investment needs.

PMA's Bond Proceeds Management Program is free of charge for SD FIT Participants.

Cash Flow Analysis

There is more to money management than simply shopping for investments. An accurate cash flow plan allows a local government to intelligently build an investment schedule that capitalizes on the yield curve benefits of longer-term investing. PMA's cash flow analysis helps a local government ensure that all liabilities are met with a maturity, invest longer to take advantage of higher rates, plan for cash shortfalls, identify long-term investment potential and maximize interest income.

PMA's cash flow analysis is free of charge for SD FIT Participants.



www.sdfit.org | (866) 314-0060

Securities, public finance services and institutional brokerage services are offered through PMA Securities, LLC. PMA Securities, LLC is a broker-dealer and municipal advisor registered with the SEC and MSRB, and is a member of FINRA and SIPC. PMA Asset Management, LLC, an SEC registered investment adviser, provides investment advisory services to local government investment pools. All other products and services are provided by PMA Financial Network, LLC. PMA Financial Network, LLC, PMA Securities, LLC and PMA Asset Management, LLC (collectively "PMA") are under common ownership.

Securities and public finance services offered through PMA Securities, LLC are available in CA, CO, FL, GA, IL, IN, IA, KS, MI, MN, MO, NE, NY, OH, OK, PA, SD, TX and WI. This document is not an offer of services available in any state other than those listed above, has been prepared for informational and educational purposes and does not constitute a solicitation to purchase or sell securities, which may be done only after client suitability is reviewed and determined. All investments mentioned herein may have varying levels of risk, and may not be suitable for every investor. PMA and its employees do not offer tax or legal advice. Individuals and organizations should consult with their own tax and/or legal advisors before making any tax or legal related investment decisions. Additional information available upon request.

©2023 PMA Financial Network, LLC. All rights reserved.

For Institutional Use Only

ABATEMENTS-Included under Consent Agenda

Before Commission Meeting

- Ensure you have one copy of each abatement form

During Commission Meeting

- Take roll call of the vote on the consent agenda

After Commission Meeting

- Have the Chair sign each abatement form
- Mark the appropriate box at the bottom left of the abatement form for whether or not the Commission chose to approve or deny the abatement
- Provide Property Tax Administrator with the original signed copies of the abatement forms
- Within the body of the minutes, ensure the following items are included with the motion: parcel ID (aka RDID), property owner name, address of the property (or legal description), abatement amount, levy year, and reason for the abatement (i.e. tax exemption, correcting an error, damage cause by natural disaster or emergency, other statutorily allowed exemption).
 - **Caveat:** The information that may be allowed to be published in the body of the minutes is different if the abatement falls under the disabled veterans exemption or the elderly assessment freeze. For an example of how to list in the Minutes, see the August 4, 2020, Commission Meeting Minutes. Also see SDCL § 10-4-40.

See SDCL §10-4-40 | SDCL § 10-6A-4

Abatements

10-4-40. Partial exemption of dwellings owned by certain disabled veterans.

One hundred fifty thousand dollars of the full and true value of the total amount of a dwelling or portion thereof classified as owner-occupied pursuant to §§ 10-13-39 to 10-13-40.4, inclusive, that is owned and occupied by a veteran who is rated as permanently and totally disabled from a service-connected disability is exempt from property taxation. The veteran shall apply for this partial exemption on a form prescribed by the secretary of revenue. Any application or supporting document for this exemption is confidential. Any veteran who would otherwise qualify for this exemption but fails to comply with the application deadline for the owner-occupied classification or the deadline for application for this exemption may petition the board of county commissioners to recalculate the taxes based upon the owner-occupied classification and this exemption and abate or refund the difference in taxes pursuant to chapter 10-18.

If the director of equalization determines that the veteran receives an exemption for the veteran's dwelling pursuant to this section, the veteran retains that exemption until such time as the property ownership is transferred, the veteran does not occupy the dwelling, or the property has a change in use. If the legal description of property is changed or amended and the veteran continues to reside in the dwelling, the veteran retains the exemption provided by this section.

Source: SL 2007, ch 45, § 1; SL 2008, ch 39, § 1, eff. Nov. 1, 2007; SL 2008, ch 40, § 1; SL 2011, ch 1 (Ex. Ord. 11-1), § 161, eff. Apr. 12, 2011; SL 2019, ch 59, § 1.

Disabled & Senior Citizens (Aka Elderly Assessment Freeze):

10-6A-4. Annual application for assessment freeze--Filing deadline--Forms--Petition for recalculation of taxes upon failure to meet deadline.

The application for the real property tax assessment freeze provided under this chapter shall be annually submitted on or before April first on forms prescribed by the secretary of revenue. The form shall be made available to the county treasurer who shall, upon request of an applicant, assist the applicant in completing the form. The property owner shall sign the certificate under penalty of perjury. A person failing to comply with the April first deadline for the previous year, but otherwise qualifying for the real property tax assessment freeze provided under this chapter, may petition the board of county commissioners to recalculate the taxes based on the valuation the person would have received under this program and abate the difference in taxes.

Source: SL 1980, ch 74, § 4; SL 1981, ch 81, § 3; SL 1994, ch 74, § 4; SL 2003, ch 272 (Ex. Ord. 03-1), § 82; SL 2006, ch 39, § 1; SL 2008, ch 45, § 3; SL 2011, ch 1 (Ex. Ord. 11-1), § 161, eff. Apr. 12, 2011.

Abatement Number 2025-0290


Abatement Status En route
 Parcel ID 2174
 Legal Description 612 VACALLEY LYING ADJ. LOTS 7 TO 12 Block 2 COLTON CITY 4TH ADDY COLTON CITY 4TH ADDY
 Property Location 104 E 8TH ST, COLTON
 School District TRI VALLEY SCHOOL DISTRICT #49-6
 Applicant VANHEERDE FAMILY TRUST
 Refund Payable To PAM VANHEERDE

Reason Applicant, having otherwise qualified for the Assessment Freeze for the Elderly and Disabled, but missed the deadline as prescribed in 10-6A-4. DOE RECOMMENDS APPROVAL. APPLICANT WAS PREVIOUS QUALIFIED FOR THE ELDERLY FREEZE, BUT MISSED DEADLINE. NEW TAXABLE VALUE FOR 2024 PAYABLE 2025 IS \$169,800.

Levy Year 2024 Taxable Value \$303,400.00 Tax \$5,135.66 Abatement Amount \$2,427.33 Interest Bill Number 13058

Office	Recommendation	Signed By	Entered By	Entered Date
States Attorney	Legally Sufficient		RYAN, KATHERYN	08/08/2025
Equalization	Recommend Approval		LILLA, CHRISTOPHER	08/04/2025
Equalization	Recommend Approval		LILLA, CHRISTOPHER	07/31/2025
Treasurer	Recommend Approval	See Scanned Document	SWANSON, KRISTIN	07/17/2025
Equalization	Recommend Approval		LILLA, CHRISTOPHER	07/14/2025
Equalization	Recommend Approval		LILLA, CHRISTOPHER	07/10/2025
Treasurer	Recommend Approval	See Scanned Document	SWANSON, KRISTIN	06/06/2025
Equalization	Recommend Approval		LILLA, CHRISTOPHER	06/05/2025
Equalization	Recommend Approval		LILLA, CHRISTOPHER	05/20/2025

Jmw
BB
TE
J.V.V.



Recommend Approval

Recommend Not Approving

X

City of Colton

2025-2026 Appointments

Mayor	Trevor Bunde	
Finance Officer	Dawn Pilker	
Public Works	Jerrit Pedersen	
Water & Sewer	Larry Vande Voort	
	Brendon Bunjer	
Streets, Alley & Waterways	Matthew Wochnick	
	Julie Lyon	
Parks & Recreation	Tyler Evans	
	Julie Lyon	
Rubble Site	Brendon Bunjer	
	Larry Vand Voort	
Fire Commission	Jerrit Pedersen	
Animal Control	Jerrit Pedersen	
Planning & Zoning Commission	Dick Johnson	
	Gary Yule	
	Lyle Jensen	
	Trevor Bunde	
	Matthew Wochnick	
	Larry Vande Voort	
	Cory McDonald	
Zoning Administrator	Matthew Wochnick	
Taopi Hall Board	Rod VanderVliet	605-941-8030
Attorney	Patrick Glover	605-336-3075
	Meierhenry Sargent LLP	
Legal Publication	New Century Press Publications	605-336-3075
Depository	Reliabank	605-446-5000
	CorTrust Bank	605-361-8356
Website	Dawn Pilker	
	Trevor Bunde	
	Julie Lyon	